

# BUNCOMBE COUNTY EARLY VOTING STATISTICS - MARCH 3, 2026 PRIMARY ELECTION

## Early Voting Turnout

Early Voting Site	2/12/2026	2/13/2026	2/16/2026	2/17/2026	2/18/2026	2/19/2026	2/20/2026	2/21/2026	2/22/2026
	Daily Total*	Daily Total*	Daily Total*	Daily Total*	Daily Total*	Daily Total*	Daily Total*	Daily Total*	Daily Total*
South Buncombe Branch Library	152	221	226	240	287	271	0	0	0
Black Mountain Branch Library	148	158	152	224	205	192	0	0	0
East Asheville Branch Library	175	176	154	179	189	207	0	0	0
West Asheville Branch Library	103	107	145	119	137	117	0	0	0
North Asheville Branch Library	150	156	208	214	219	222	0	0	0
Weaverville Community Center	159	205	231	200	222	227	0	0	0
Fairview Branch Library	101	176	161	125	133	135	0	0	0
Leicester Community Center	63	72	57	64	83	93	0	0	0
Enka/Candler Branch Library	146	166	159	206	152	171	0	0	0
Upper Hominy Fire & Rescue Department	18	18	16	14	12	19	0	0	0
Dr. Wesley Grant Southside Center	61	72	83	75	83	84	0	0	0
<b>Totals</b>	<b>1,276</b>	<b>1,527</b>	<b>1,592</b>	<b>1,660</b>	<b>1,722</b>	<b>1,738</b>	<b>0</b>	<b>0</b>	<b>0</b>
<b>Percentage of Total Registered Voters</b>	0.60%	0.72%	0.75%	0.78%	0.81%	0.81%	0.00%	0.00%	0.00%

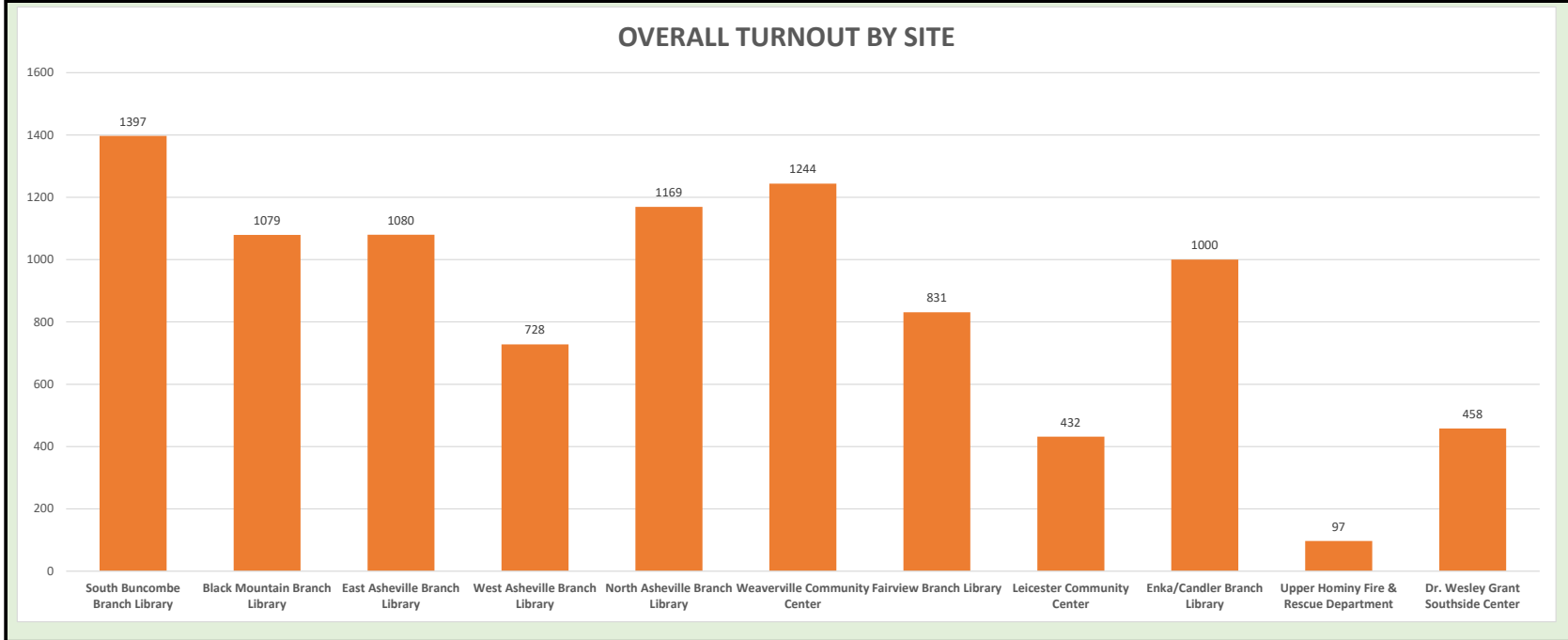
\*Totals from today do not include same day registrations.

# BUNCOMBE COUNTY EARLY VOTING STATISTICS - MARCH 3, 2026 PRIMARY ELECTION

## Early Voting Turnout

Early Voting Site	2/23/2026	2/24/2026	2/25/2026	2/26/2026	2/27/2026	2/28/2026		Overall Total
	Daily Total*	Daily Total*	Daily Total*	Daily Total*	Daily Total*	Daily Total*		Total
South Buncombe Branch Library	0	0	0	0	0	0		1397
Black Mountain Branch Library	0	0	0	0	0	0		1079
East Asheville Branch Library	0	0	0	0	0	0		1080
West Asheville Branch Library	0	0	0	0	0	0		728
North Asheville Branch Library	0	0	0	0	0	0		1169
Weaverville Community Center	0	0	0	0	0	0		1244
Fairview Branch Library	0	0	0	0	0	0		831
Leicester Community Center	0	0	0	0	0	0		432
Enka/Candler Branch Library	0	0	0	0	0	0		1000
Upper Hominy Fire & Rescue Department	0	0	0	0	0	0		97
Dr. Wesley Grant Southside Center	0	0	0	0	0	0		458
<b>Totals</b>	<b>0</b>	<b>0</b>	<b>0</b>	<b>0</b>	<b>0</b>	<b>0</b>		<b>9,515</b>
<b>Percentage of Total Registered Voters</b>	<b>0.00%</b>	<b>0.00%</b>	<b>0.00%</b>	<b>0.00%</b>	<b>0.00%</b>	<b>0.00%</b>		<b>4.46%</b>

### OVERALL TURNOUT BY SITE

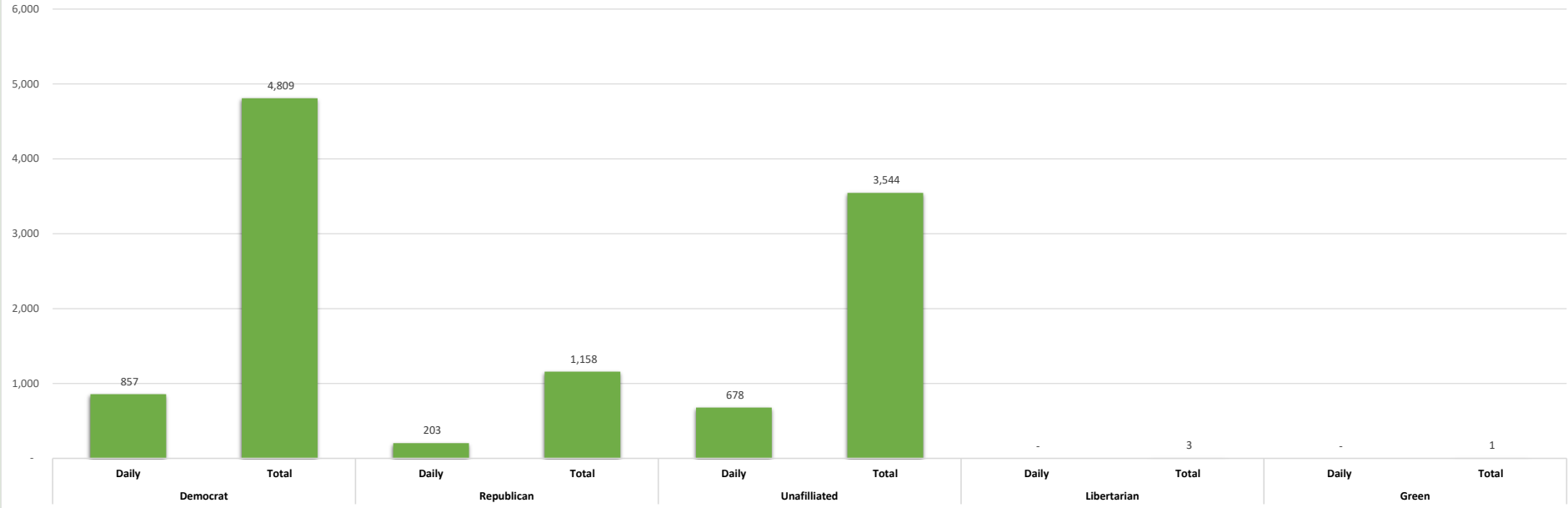


BUNCOMBE COUNTY EARLY VOTING STATISTICS - MARCH 3, 2026 PRIMARY ELECTION

Turnout by Political Party

Early Voting Site	Democrat		Republican		Unaffiliated		Libertarian		Green		
	Daily	Total	Daily	Total	Daily	Total	Daily	Total	Daily	Total	
South Buncombe Branch Library	122	664	27	177	122	555	0	1	0	0	
Black Mountain Branch Library	103	563	22	137	67	379	0	0	0	0	
East Asheville Branch Library	110	550	22	107	75	422	0	0	0	1	
West Asheville Branch Library	71	429	4	48	42	251	0	0	0	0	
North Asheville Branch Library	121	653	14	61	87	453	0	2	0	0	
Weaverville Community Center	103	629	36	153	88	462	0	0	0	0	
Fairview Branch Library	58	385	18	121	59	325	0	0	0	0	
Leicester Community Center	32	156	19	111	42	165	0	0	0	0	
Enka/Candler Branch Library	77	412	31	207	63	381	0	0	0	0	
Upper Hominy Fire & Rescue Department	7	39	9	25	3	33	0	0	0	0	
Dr. Wesley Grant Southside Center	53	329	1	11	30	118	0	0	0	0	
Totals	857	4,809	203	1,158	678	3,544	-	3	-	1	

OVERALL TURNOUT BY POLITICAL PARTY

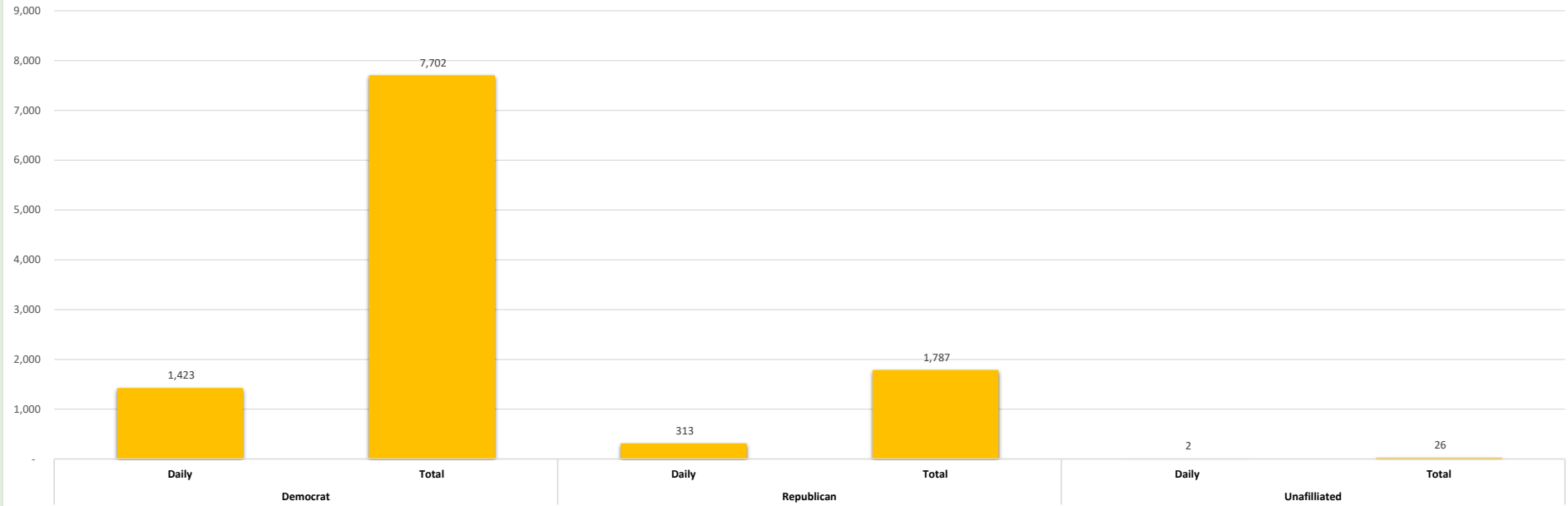


## BUNCOMBE COUNTY EARLY VOTING STATISTICS - MARCH 3, 2026 PRIMARY ELECTION

### Turnout by Party Voted (Primary Only)

Early Voting Site	Democrat		Republican		Unaffiliated				
	Daily	Total	Daily	Total	Daily	Total			
South Buncombe Branch Library	218	1125	52	269	1	3			
Black Mountain Branch Library	164	886	28	193	0	0			
East Asheville Branch Library	176	917	31	159	0	4			
West Asheville Branch Library	109	634	8	89	0	5			
North Asheville Branch Library	200	1050	22	106	0	13			
Weaverville Community Center	177	1000	50	244	0	0			
Fairview Branch Library	110	642	25	189	0	0			
Leicester Community Center	54	257	39	175	0	0			
Enka/Candler Branch Library	125	690	46	310	0	0			
Upper Hominy Fire & Rescue Department	10	62	9	35	0	0			
Dr. Wesley Grant Southside Center	80	439	3	18	1	1			
<b>Totals</b>	<b>1,423</b>	<b>7,702</b>	<b>313</b>	<b>1,787</b>	<b>2</b>	<b>26</b>			

OVERALL TURNOUT BY PARTY VOTED (PRIMARY ONLY)

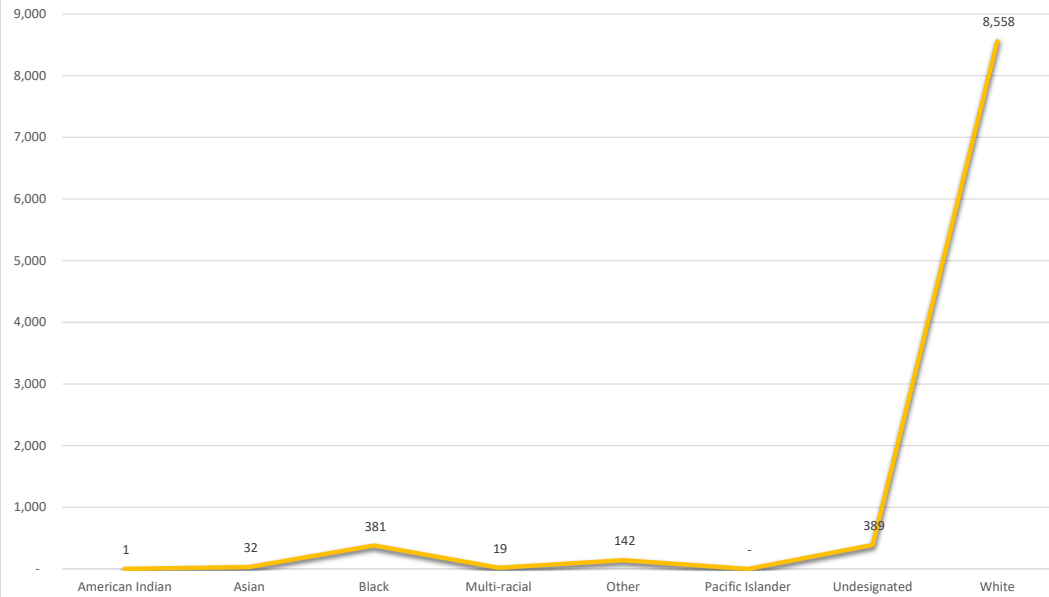


# BUNCOMBE COUNTY EARLY VOTING STATISTICS - MARCH 3, 2026 PRIMARY ELECTION

## Total Turnout by Race and Gender

Early Voting Site	Race								Gender		
	American Indian	Asian	Black	Multi-racial	Other	Pacific Islander	Undesignated	White	Female	Male	Undesignated
South Buncombe Branch Library	1	8	61	1	16	0	52	1260	842	508	49
Black Mountain Branch Library	0	2	23	0	12	0	36	1007	651	396	33
East Asheville Branch Library	0	7	31	1	25	0	57	961	589	449	45
West Asheville Branch Library	0	2	43	6	26	0	34	618	419	278	32
North Asheville Branch Library	0	3	8	2	17	0	48	1091	673	459	37
Weaverville Community Center	0	2	9	2	14	0	52	1164	680	517	47
Fairview Branch Library	0	2	2	3	5	0	31	787	445	352	34
Leicester Community Center	0	0	4	1	6	0	11	411	231	193	10
Enka/Candler Branch Library	0	6	11	2	17	0	50	916	554	401	47
Upper Hominy Fire & Rescue Department	0	0	0	0	0	0	2	95	44	49	4
Dr. Wesley Grant Southside Center	0	0	189	1	4	0	16	248	269	174	15
<b>Totals</b>	<b>1</b>	<b>32</b>	<b>381</b>	<b>19</b>	<b>142</b>	<b>-</b>	<b>389</b>	<b>8,558</b>	<b>5,397</b>	<b>3,776</b>	<b>353</b>

OVERALL TURNOUT BY RACE



OVERALL TURNOUT BY GENDER

